

T96G

Concealed Cam Action



Certificate:

BS EN 1154 : 1997
BS EN1634-1:2008



Product Features:

- Adjustable power size 2~4
- Adjustable closing & latching speed
- Thermo-constant valve
- Concealed mount
- Cam action
- Track arm mechanism (Large as standard & Small as option)
- T96G can be installed in virtually all doors with minimum thickness of 40 mm, and regular fire door 44 mm and 54 mm.

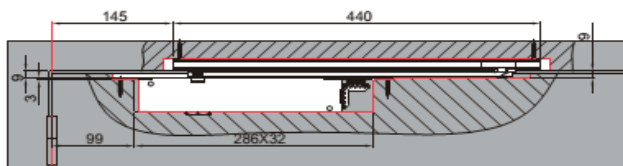
- Power size 2~4
- Max. Door width (mm) 1100
- Max. Opening Angle 120

Application Ranges:

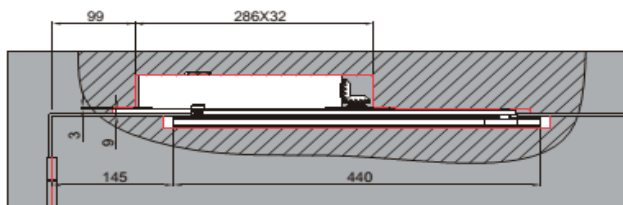
- Concealed in door
- Concealed in transom
- Single-action door
- Non-handed installation

Installation:

- Concealed in door



- Concealed in transom



Finishes:

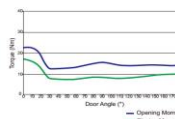
- Anodized aluminum for door closer body and track rail as standard
- Painted – silver, brown, gold, black, white & other RAL colors upon request & discussion

Accessories:

- Hold open device
- Cushion limit stay
- Fixing plate
- End cap

Cam

The cam action door closer system is highly efficient and easy opening. The major difference between cam and rack & pinion is the power. Contrast to rack & pinion system, the technology of the peach-shaped cam ensures less able users to open easily and close reliably. Cam action door closer can give children, the elderly and the disabled a safer and more convenient living environment.



Dimensions:

