




**SPRING HINGE / 彈簧鉸鏈**

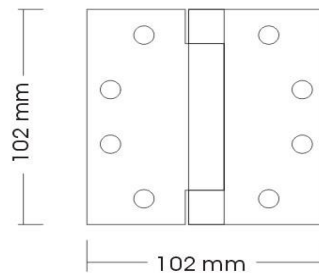
Spring hinges are divided into two types, Single action and Double action. They can provide self closing function and less costly than hydraulic door closers. However, there is no back-check or delay closing feature. When spring hinge are being used together with architectural hinge it must be ball bearing type; plain bearing hinge is not allowed to be used with spring hinge. NFPA 80 restricts spring hinge to be used on fire rated door not bigger than the size of 915x2130mm.

彈簧鉸鏈分兩種，單向和雙向。他們能提供自動關閉功能而且比其他液壓閉門器較廉宜。但是它們就不帶其他功能如緩衝或延時等。彈簧鉸鏈會與其他鉸鏈一起使用時必須選用帶軸承的，不帶軸承的不適用。(美國國家防火協會條例80 (NFPA80)規定用彈簧鉸鏈的防火門不能大於915x2130毫米。)

## STAINLESS STEEL FULL MORTISE SINGLE ACTION SPRING HINGE

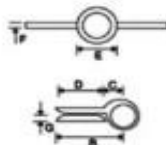


**USA**



Spring Hinge 彈簧鉸鏈
SH3044-SS/ASH *
SH4-SS/BSA
SH6-SS/BSA **
SH8-SS/BSA
SH4-SS/BDA
SH6-SS/BDA **
SH8-SS/BDA

## STAINLESS STEEL DOUBLE ACTION SPRING HINGES



**Single action**

**UK**

