

COMBO LOCK KNOB + DEADBOLT



C5800+D2800-01-AB

***“Marco Polo” Cylindrical
entrance LEVER 60mm backset for
door up to 45-55mm thickness in
matte black finish***

STANDARD FEATURES:

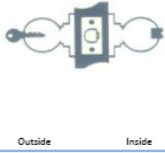
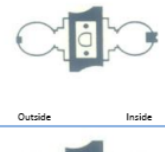
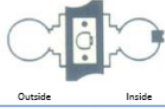



- Zinc Alloy / Brass material
- Electroplating with match finishes and corrosion resistance
- Meets 200,000 cycles ANSI A156.2 Grade 3 lever requirements
- Meets 500,000 cycles ANSI A156.2 Grade 2 knob requirements
- Three-piece assembly for fast easy installation.
- Completely left hand and right hand door reversible
- Key open deadbolt and knob / lever set outside
- Thumb turn retract the deadbolt / twist knob or depress lever to open




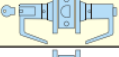







SPECIFICATIONS

- Zinc Alloy / Brass material
- Electroplating with match finishes and corrosion resistance
- Keying: 5-pins tumbler SCH-C keyway with three brass nickel plated keys. Various keyways selectable.
- Door Range: 1-3/8" to 1-3/4" (35mm to 45mm) standard.
- Backset: Adjustable 2-3/8" (60mm) and 2-3/4" (70mm) backset.
- Two locking points - latch bolt and dead bolt
- More secure
- Keyed alike per set . KDP



FUNCTION

FUNCTION OF KNOB / LEVER SET		
Entrance (00)		<ul style="list-style-type: none"> *For entrance doors. *Deadlocking latch bolt. *Either knob operates latch bolt except when outside knob is locked from inside. *Pushing button in inside knob locks outside knob. *Turning inside knob or key from outside will unlock latch. *Outside knob may be retained in locked position by pushing and turning button clockwise to a horizontal position -not released until button is manually returned to the vertical position. *Inside knob always active.
Privacy (10)		<ul style="list-style-type: none"> *For lavatory or other privacy doors. *Either knob operates latch bolt unless outside is locked by push-button inside. *Pushing inside button locks the outside knob. *Button automatically releases when inside knob is turned or door is closed. *A coin inserted and turned in emergency slot will unlock door from outside. *Inside knob always active.
Patio Lock (20)		<ul style="list-style-type: none"> *For exit doors with limited entry. *Deadlocking latch bolt. *Either knob operates latch bolt unless outside knob is locked by push-button inside. *Button automatically releases when inside knob is turned. *Inside knob always active.
Passage (30)		<ul style="list-style-type: none"> *For doors that do not require locking. *Either knob operates latch bolt at all times. *Suitable for use on storeroom, hall way, kitchen, and children's bedroom.
Single dummy (40)		<ul style="list-style-type: none"> *For twin communicating or exit doors where one-side operation is required. *Also when space is limited between door and switch panel. *Deadlocking latch bolt. *One knob operation. *Blank rose. *Should be used only where rooms have more than one entrance.
Storeroom (50)		<ul style="list-style-type: none"> *For use on storeroom, hotel, and exit doors. *Dead locking latch bolt. *Latch bolt operated by inside knob and key from outside. *Outside knob always rigid. *Inside knob always active.

Function	Fuhsing Number	ANSI Number	Description
	0	F109	ENTRANCE LOCK(for Cylindrical Locksets): Push-button locking.
	0	F82	ENTRANCE LOCK(for Tubular Locksets): Turn-button locking. Turn-button shall be manually operated to unlock both sides knob/lever. Can open from outside via emergency release.
	1	F76	PRIVACY, BATH/BEDROOM LOCK(for Cylindrical Locksets): Push-button locking. Turning inside knob/lever release push-button. Can open from outside via emergency release.
	1	F76	PRIVACY, BATH/BEDROOM LOCK(for Tubular Locksets): Turn-button locking. Turn-button shall be manually operated to unlock both sides knob/lever. Can open from outside via emergency release.
	2	F77	PATIO LOCK: Push-button locking. Turning inside knob/lever releases button.
	3	F75	PASSAGE LOCK: Both knobs/levers always unlocked.
	4	-	SINGLE DUMMY TRIM: Single dummy trim for one side of door.
	5	F86	STOREROOM LOCK: Outside knob/lever fixed. Key only. Inside knob/lever always unlocked.
	6	-	COMMUNICATING LOCK: Locked or unlocked by key from outside. Blank plate inside.
	7	F93	HOTEL / MOTEL LOCK: Outside knob/lever fixed. Key only. Push-button in inside knob/lever.
	8	F84	CLASSROOM LOCK: Outside knob/lever locked and unlocked by key. Inside always unlocked.

MP- Marco Polo” Code

C5600 Knob Code—Satin Nickle Fin.

C5800 Knob Code—Antique Brass Fin.

T803 Lever Code in SS & AB Finish

00 Entrance Function

10- Privacy Function

30- Passage Function

50- Storeroom

D2800 - Deadbolt Lock Model

01 - Single Cylinder

SN/AB Finish Code

**Manila Capitco Corporation
Unit 6B, 2nd Floor DOLMAR Bldg.
U.N. Avenue, Paco Manila, Metro
Manila, Philippines**

**Phone No. 02.3536301 to 02
Email: manila@capitco.com.hk**