

## COMBO LOCK LEVER + DEADBOLT



### ***T803+D2800-01-SN***

***“Marco Polo” tubular entrance/  
privacy LEVER 60mm backset for  
door up to 45-55mm thickness in  
matte black finish***

### STANDARD FEATURES:

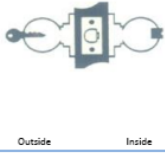
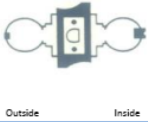
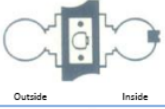

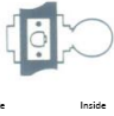

- Zinc Alloy / Brass material
- Electroplating with match finishes and corrosion resistance
- Meets 200,000 cycles ANSI A156.2 Grade 3 lever requirements
- Meets 500,000 cycles ANSI A156.2 Grade 2 knob requirements
- Three-piece assembly for fast easy installation.
- Completely left hand and right hand door reversible
- Key open deadbolt and knob / lever set outside
- Thumb turn retract the deadbolt / twist knob or Depress knob / lever to open




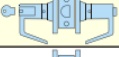







### SPECIFICATIONS

- Zinc Alloy / Brass material
- Electroplating with match finishes and corrosion resistance
- Keying: 5-pins tumbler SCH-C keyway with three brass nickel plated keys. Various keyways selectable.
- Door Range: 1-3/8" to 1-3/4" (35mm to 45mm) standard.
- Backset: Adjustable 2-3/8" (60mm) and 2-3/4" (70mm) backset.
- Two locking points - latch bolt and dead bolt
- More secure
- Keyed alike per set . KDP



# FUNCTION

| FUNCTION OF KNOB / LEVER SET |  |   |
|------------------------------|--|---|
| Entrance<br>(00)             |   | <ul style="list-style-type: none"> <li>*For entrance doors.</li> <li>*Deadlocking latch bolt.</li> <li>*Either knob operates latch bolt except when outside knob is locked from inside.</li> <li>*Pushing button in inside knob locks outside knob.</li> <li>*Turning inside knob or key from outside will unlock latch.</li> <li>*Outside knob may be retained in locked position by pushing and turning button clockwise to a horizontal position -not released until button is manually returned to the vertical position.</li> <li>*Inside knob always active.</li> </ul> |
| Privacy<br>(10)              |   | <ul style="list-style-type: none"> <li>*For lavatory or other privacy doors.</li> <li>*Either knob operates latch bolt unless outside is locked by push-button inside.</li> <li>*Pushing inside button locks the outside knob.</li> <li>*Button automatically releases when inside knob is turned or door is closed.</li> <li>*A coin inserted and turned in emergency slot will unlock door from outside.</li> <li>*Inside knob always active.</li> </ul>  |
| Patio Lock<br>(20)           |   | <ul style="list-style-type: none"> <li>*For exit doors with limited entry.</li> <li>*Deadlocking latch bolt.</li> <li>*Either knob operates latch bolt unless outside knob is locked by push-button inside.</li> <li>*Button automatically releases when inside knob is turned.</li> <li>*Inside knob always active.</li> </ul>   |
| Passage<br>(30)              |   | <ul style="list-style-type: none"> <li>*For doors that do not require locking.</li> <li>*Either knob operates latch bolt at all times.</li> <li>*Suitable for use on storeroom, hall way, kitchen, and children's bedroom.</li> </ul>   |
| Single dummy<br>(40)         |   | <ul style="list-style-type: none"> <li>*For twin communicating or exit doors where one-side operation is required.</li> <li>*Also when space is limited between door and switch panel.</li> <li>*Deadlocking latch bolt.</li> <li>*One knob operation.</li> <li>*Blank rose.</li> <li>*Should be used only where rooms have more than one entrance.</li> </ul>  |
| Storeroom<br>(50)            |  | <ul style="list-style-type: none"> <li>*For use on storeroom, hotel, and exit doors.</li> <li>*Dead locking latch bolt.</li> <li>*Latch bolt operated by inside knob and key from outside.</li> <li>*Outside knob always rigid.</li> <li>*Inside knob always active.</li> </ul>   |

| Function  | Fuhsing Number | ANSI Number | Description   |
|---|----------------|-------------|---|
|  | 0              | F109        | <b>ENTRANCE LOCK(for Cylindrical Locksets):</b><br>Push-button locking.   |
|  | 0              | F82         | <b>ENTRANCE LOCK(for Tubular Locksets):</b><br>Turn-button locking.<br>Turn-button shall be manually operated to unlock both sides knob/lever.  |
|  | 1              | F76         | <b>PRIVACY, BATH/BEDROOM LOCK(for Cylindrical Locksets):</b><br>Push-button locking.<br>Turning inside knob/lever release push-button.<br>Can open from outside via emergency release.                      |
|  | 1              | F76         | <b>PRIVACY, BATH/BEDROOM LOCK(for Tubular Locksets):</b><br>Turn-button locking.<br>Turn-button shall be manually operated to unlock both sides knob/lever.<br>Can open from outside via emergency release. |
|  | 2              | F77         | <b>PATIO LOCK:</b><br>Push-button locking.<br>Turning inside knob/lever releases button.  |
|  | 3              | F75         | <b>PASSAGE LOCK:</b><br>Both knobs/levers always unlocked.  |
|  | 4              | -           | <b>SINGLE DUMMY TRIM:</b><br>Single dummy trim for one side of door.  |
|  | 5              | F86         | <b>STOREROOM LOCK:</b><br>Outside knob/lever fixed.<br>Key only.<br>Inside knob/lever always unlocked.  |
|  | 6              | -           | <b>COMMUNICATING LOCK:</b><br>Locked or unlocked by key from outside.<br>Blank plate inside.  |
|  | 7              | F93         | <b>HOTEL / MOTEL LOCK:</b><br>Outside knob/lever fixed.<br>Key only.<br>Push-button in inside knob/lever.   |
|  | 8              | F84         | <b>CLASSROOM LOCK:</b><br>Outside knob/lever locked and unlocked by key.<br>Inside always unlocked.   |

**MP- Marco Polo” Code**

**C5600 Knob Code—Satin Nickle Fin.**

**C5800 Knob Code—Antique Brass Fin.**

**T803 Lever Code in SS & AB Finish**

**00 Entrance Function**

**10- Privacy Function**

**30- Passage Function**

**50- Storeroom**

**D2800 - Deadbolt Lock Model**

**01 - Single Cylinder**

**SN/AB Finish Code**

**Manila Capitco Corporation  
Unit 6B, 2nd Floor DOLMAR Bldg.  
U.N. Avenue, Paco Manila, Metro  
Manila, Philippines**

**Phone No. 02.3536301 to 02  
Email: manila@capitco.com.hk**